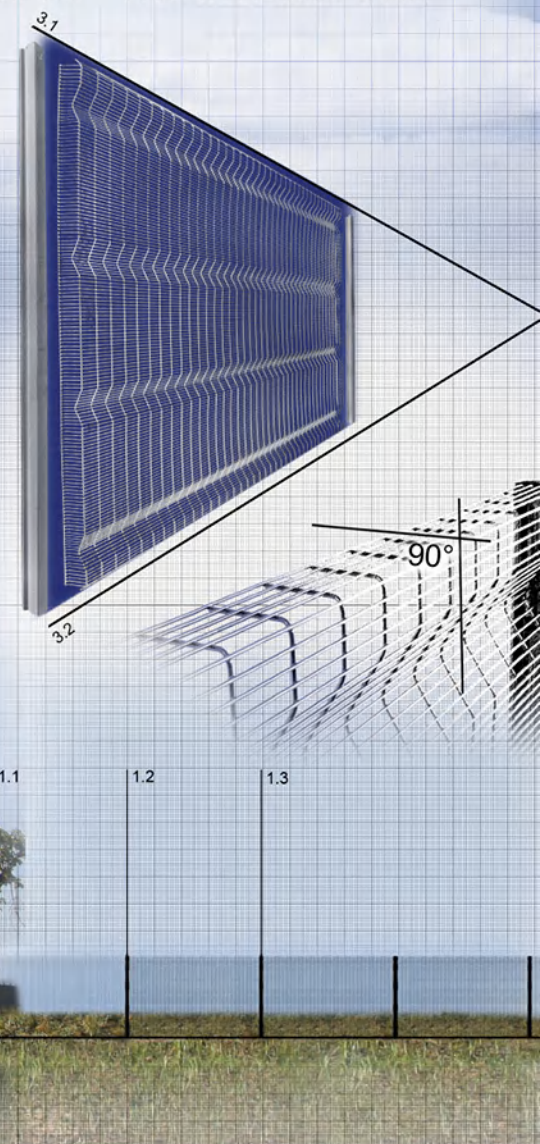


ClearVu
THE INVISIBLE WALL

ClearVu - The Invisible Wall




SPOT THE FENCE

23 DESIGN REGISTRATIONS AND PATENTS APPLY


← For more information visit www.cochrane.co/ClearVu →

Perimeter Security Barrier Specialist





30°



90°

30° or 90° pressed edges.



ANTI - CLIMB

Apertures too narrow for finger and foothold.



ANTI - CUT

Apertures too narrow for bolt cutters.



INTERNAL FIXTURES
VANDAL PROOF

Locking post with 48 line wire connection.



RIGIDITY

Reinforced ribs make heavy support bearers redundant.



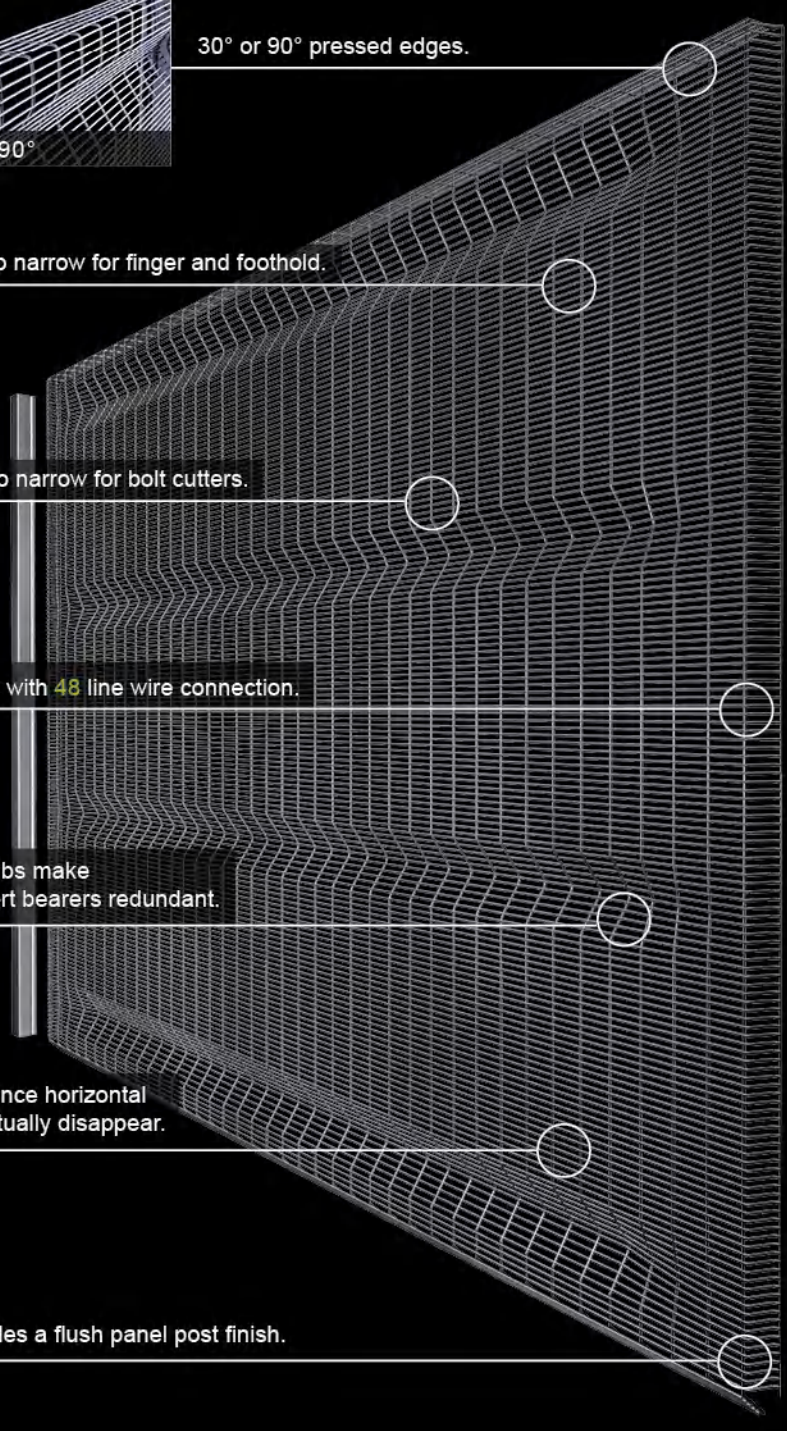
HIGHLY TRANSPARENT

From a distance horizontal wire rods virtually disappear.



FLUSH FINISH

System provides a flush panel post finish.



ClearVu has been engineered as an architectural perimeter security barrier which disappears into its surroundings.

With over 23 design registrations and patents, ClearVu has substantial benefits, making it the most secure, most attractive, most durable, cost competitive, A+ Green rated fencing solution currently available. The high density, high tensile mesh includes apertures too narrow for finger and footholds, preventing climbing or cutting with standard tools, bolt cutters etc.

ClearVu is approved as a category III type fencing system and complies with specifications as detailed for the National Key Point and by the Police Advisory Services.

◀ To view DVD visit www.cochrane.co/ClearVu ▶



MARINE
Fusion
BOND

GALVANISED

HIGH TENSILE STEEL CORE

CLEARVU'S UNIQUE MARINE FUSION BOND COATING HAS BEEN THOROUGHLY TESTED AND IS NOW INTERNATIONALLY RECOGNISED AS THE WORLD'S MOST DURABLE FENCE COATING TECHNOLOGY.

FUSION BOND AVAILABLE IN ANY OF THESE COLOURS.



◀ For more information visit www.cochrane.co/FusionBond ▶



CASTLE WALL SPIKE
TOPPING OPTION



ELECTRIC DETECTION
TOPPING OPTION



SHARK TOOTH SPIKE
TOPPING OPTION



CLEARVU HIGH
TENSILE MESH

Showroom



EDUCATION FACILITY



NATIONAL KEY POINT COMPLIANT

UNION BUILDING - PRESIDENTIAL COMPLEX SOUTH AFRICA



COMMUNICATION FACILITIES



COMMERCIAL PREMISES




NATIONAL KEY POINT COMPLIANT

PORTS



MINING & ENERGY FACILITIES



COCA COLA PARK



SOCCER CITY - WORLD CUP SOCCER 2010 OPENING & FINAL STADIUM




CLEARVU ANTI-STAMPEDE FENCING SYSTEM



MBOMBELA WORLD CUP STADIUM



KING SHAKA INTERNATIONAL AIRPORT




GOLF ESTATES



AUTO DEALERSHIPS



AUTO DEALERSHIPS



BRT STATIONS



GAUTRAIN STATIONS

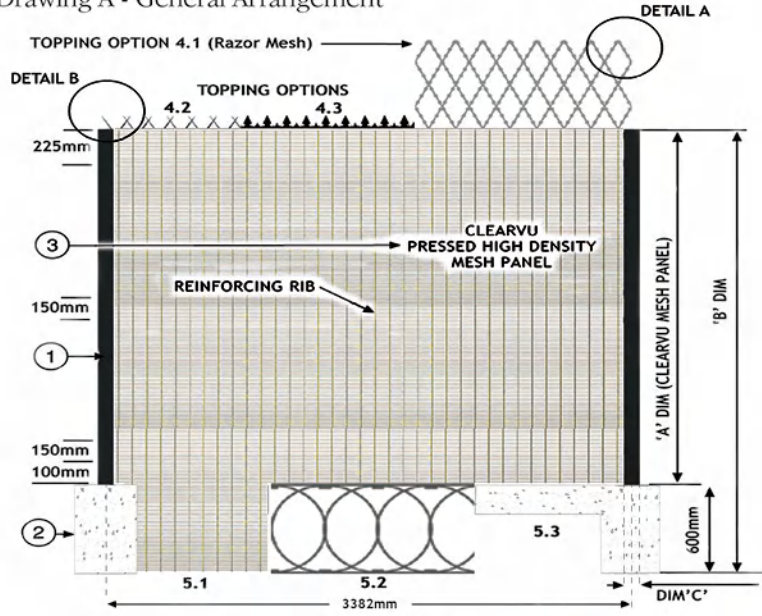


IRT STATIONS & BALUSTRADING



DEPOTS

Drawing A - General Arrangement

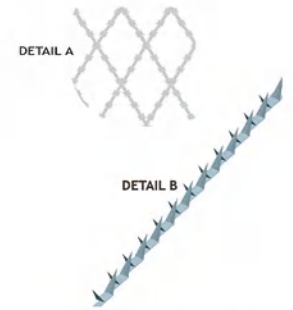
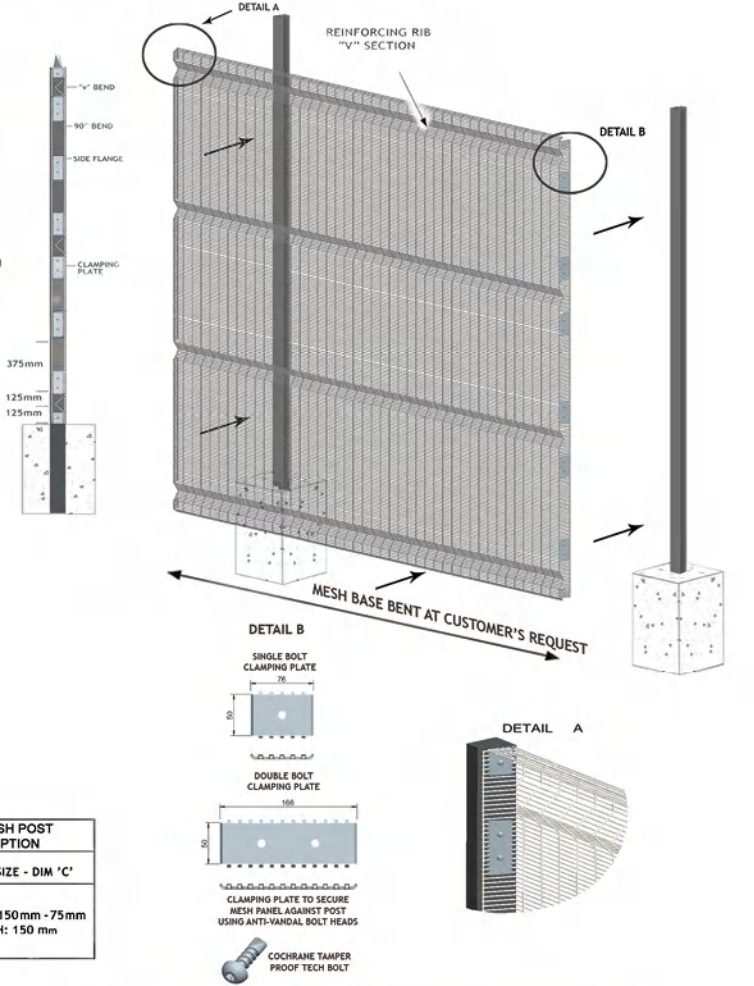


- 1.0 POSTS
 - See table
 - Taper post sealed with UV stabilised polymer end cap, supplied with 12mm dia base pin
- 2.0 FOUNDATIONS
 - 600mm deep X 400mm square 15Mpa concrete
- 3.0 CLEARVU PRESSED HIGH DENSITY MESH PANEL
 - 3.1 Mesh Dimensions:
 - 3.1.1 Standard option
 - 4 mm dia high tensile wires
 - Aperture sizes: 78,2mm x 12,7mm (3in x 0,5in) centers
 - 3.1.2 Alternative option
 - As per 3.1.1 above but 3mm dia horizontal wires and 4mm dia vertical wires
 - 3.2 Mesh Coatings:
 - Option 1: Line galvanised (standard option)
 - Option 2: Line galvanised with epoxy coating (for extra corrosion protection)
 - Option 3: Line galvanised with Marine Fusion Bond coating (for highly corrosive conditions)
 - 3.3 Mesh Panel Design: Panel Reinforced with 4 x 50mm deep 'V' formation horizontal recessed bands and 2 x 75mm 70° flanges along sides (See Drawing B). (Internal Fixtures - Anti Vandal) and 2x30° Flanges along top (Arrows - Straight Edges)
- 4.0 TOPPING OPTIONS
 - A variety of anti-climb structures may be installed to the mesh top, such as:
 - 4.1 Razor mesh panels 600mm high with 150mm x 300mm apertures, fixed to 50mm x 50mm ClearVu mesh angle beam along fence top.
 - 4.2 100mm high galvanised 'shark tooth' type spike rails, bolted to 50mm wide ClearVu mesh flange bent along fence top.
 - 4.3 100mm high galvanised 'castle' type spike rails, bolted to 50mm wide ClearVu mesh flange bent along fence top.
- 5.0 ANTI BURROW OPTIONS
 - 5.1 600mm ClearVu Mesh Extension
 - 5.2 500mm Ripper Flatwrap
 - 5.3 200mm Concrete Sill
- 6.0 GATES OPTIONS
 - 6.1 Pedestrian Gate
 - 6.2 Swing Gate
 - 6.3 Sliding Gate

Note: Specifications are subject to change and must therefore be confirmed at time of purchase.

FENCE DESIGNATION	MESH WIRE DIAMETER	DIM 'A'	DIM 'B'	TAPER LOCKING POST OPTION		MESH POST OPTION	
				POST SIZE - DIM 'C'	TAPER: 85mm - 45mm DEPTH: 85 mm	POST SIZE - DIM 'C'	TAPER: 150mm - 75mm DEPTH: 150 mm
1800	4/3	1800	2400				
2100	4/3	2100	2700				
2400	4/3	2400	3000				
3000	4/3	3000	3600				

Drawing B - Pressed Panel



GATES: MANUFACTURED TO CUSTOMER'S REQUIREMENTS

